

Specifications

Construction:

- Rugged one-piece, die-cast aluminum housing secures the thermally conductive LED panel and electrical chamber
- Low profile, 3G vibration rated compact design minimizes wind load requirements.
- Housing is completely sealed against moisture and environmental contaminants.

Optics:

- Available in IES Type III, IV, V distributions
- Light engines are available in standard 4000 K and 5000 K (70 CRI) configurations.
- Scalable Lumen Packages from 14,100 to 52,150 Lumens replaces up to 1000W Metal Halide.
- Optics is precisely designed to shape the distribution, maximizing efficiency and application spacing.
- For the ultimate level of spill light control, an optional house-side shield accessory can be field or factory installed.
- The optics can conform to dark sky requirement.

Electrical:

- Universal 120-277 VAC or 347-480 VAC input voltage
- Standard with 1-10V dimming driver(s)
- THD: ≤20%
- Power Factor: ≥90%

Controls:

- Optional occupancy sensor
- Optional Photocell

Ambient Temperature:

- Ambient operating temperature -40° C to 45° C (-40° F to 113° F).

Installation:

- Suitable for mounting heights ranging from 26-50' in area lighting applications
- Round pole, Square pole, slipfitter and wall mount are available
- The design can be operated by one person to install the whole lamp

Lifespan:

- Estimated 100,000-hour LED lifespan based on IES LM-80 results and TM-21 calculations

Finish:

- It's available in black or optional dark bronze, silvery gray or white.



Black



Dark Bronze



Silver Gray



White

Certifications:

- UL listed for wet location and DLC premium qualified

Medium Size: 100W/150W/200W



Large Size: 300W/350W



Warranty:

Mester warrants that our LED products will be free from defects in materials and workmanship for a period of five (10) years from the date of delivery to the end user, including coverage of light output, color stability, driver performance and fixture finish. (For more information visit: <http://www.mesterleds.com/resources/warranty/>)


Note:

Actual performance may differ as a result of end-user environment and application. All values are design or typical values, measured under laboratory conditions at 25 C (±5 C) specifications subject to change without notice.

Applications:

Auto dealerships, parking lots, walkways, roadways, campuses, facade lighting, grocery stores and other public areas.





PERFORMANCE DATA

			4000K(70CRI)		5000K(70CRI)	
SYSTEM WATTS	VOLTAGE	DIST. TYPE	LUMENS	LPW	LUMENS	LPW
100W	120-277V	3	14600lm	146 lm/W	14800lm	148 lm/W
	120-277V	4	14100lm	141 lm/W	14200lm	142 lm/W
	120-277V	5	14900lm	149 lm/W	14900lm	149 lm/W
150W	120-277V	3	21600lm	144 lm/W	22000lm	147 lm/W
	347-480V		22000lm	147 lm/W	23000lm	153 lm/W
	120-277V	4	20700lm	138 lm/W	21150lm	141 lm/W
	347-480V		21150lm	141 lm/W	21750lm	145 lm/W
	120-277V	5	22000lm	147 lm/W	23000lm	153 lm/W
	347-480V		23000lm	153 lm/W	23150lm	154 lm/W
200W	120-277V	3	27800lm	139 lm/W	28000lm	140 lm/W
	347-480V		28000lm	140 lm/W	28500lm	143 lm/W
	120-277V	4	27400lm	137 lm/W	27600lm	138 lm/W
	347-480V		27600lm	138 lm/W	28200lm	141 lm/W
	120-277V	5	28200lm	141 lm/W	28400lm	142 lm/W
	347-480V		28400lm	142 lm/W	29000lm	145 lm/W
300W	120-277V	3	43500lm	145 lm/W	44000lm	147 lm/W
	347-480V		43500lm	145 lm/W	44000lm	147 lm/W
	120-277V	4	42300lm	141 lm/W	42500lm	142 lm/W
	347-480V		42500lm	142 lm/W	42900lm	143 lm/W
	120-277V	5	43500lm	145 lm/W	43800lm	146 lm/W
	347-480V		43800lm	146 lm/W	44100lm	147 lm/W
350W	120-277V	3	50000lm	143 lm/W	50350lm	144 lm/W
	347-480V		50000lm	143 lm/W	50350lm	144 lm/W
	120-277V	4	49350lm	141 lm/W	49700lm	142 lm/W
	347-480V		49700lm	142 lm/W	50750lm	145 lm/W
	120-277V	5	50750lm	145 lm/W	51100lm	146 lm/W
	347-480V		51100lm	146 lm/W	52150lm	149 lm/W

ELECTRICAL DATA

Number Of Drivers	Driver Current (mA)	Nominal Power (W)	INPUT VOLTAGE (V)	CURRENT (Amps)
1	2600	100	120	0.83
		100	208	0.48
		100	240	0.42
		100	277	0.36
1	3900	150	120	1.25
		150	208	0.72
		150	240	0.63
		150	277	0.54
		150	347	0.43
		150	480	0.31
1	5100	200	120	1.67
		200	208	0.96
		200	240	0.83
		200	277	0.72
		200	347	0.58
		200	480	0.42
1	6000	300	120	2.50
		300	208	1.44
		300	240	1.25
		300	277	1.08
		300	347	0.86
		300	480	0.63
1	6200	350	120	2.92
		350	208	1.68
		350	240	1.46
		350	277	1.26
		350	347	1.01
		350	480	0.73

EPA OF AREA LIGHT

Item							
	1	2 @90°	2 @120°	2@180°	3 @90°	3 @120°	4 @90°
100W/150W/200W	0.4418	0.7145	0.8813	0.8836	1.0548	1.0135	1.0548
300W/350W	0.5614	0.8471	1.105	1.1228	1.294	1.2503	1.294

BUG

SYSTEM WATTS	VOLTAGE	DIST.TYPE	B	U	G
100W	120-277V	3	2	0	2
150W	120-277V/347-480V	3	3	0	3
200W	120-277V/347-480V	3	3	0	3
300W	120-277V/347-480V	3	3	0	4
350W	120-277V/347-480V	3	3	0	5

MOUNTING

- Standard versatile mounting arm accommodates multiple drilling patterns as well as square and round poles
- Wall Mount available for direct wall mounting and J-box mounting
- Optional for cast aluminum slipfitter mounting adapter (Compatible with more MESTER mounting adaptors such as Tenon, suits for various application)

Mounting Options



Arm Mount (4" and 5" Square and Round poles)
Standard versatile mounting arm is simple to install and can be used with existing poles for retrofit installations.

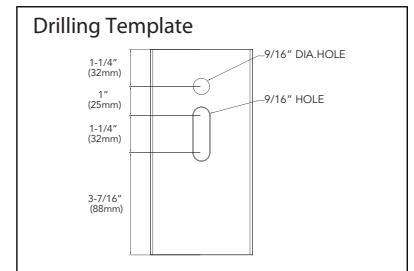
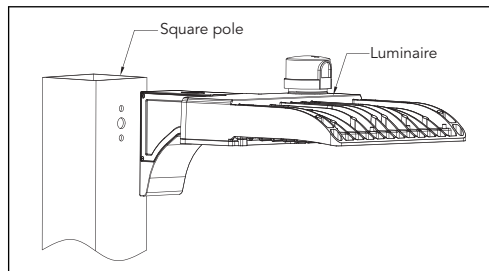
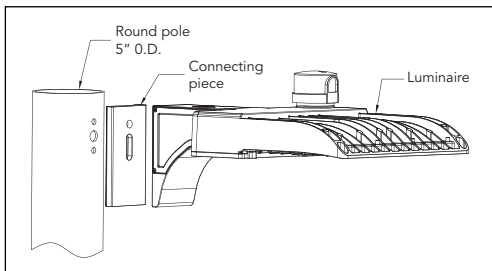


Slipfitter Mount
An optional cast aluminum mast arm adapter secures fixture head to nominal 2"(2-3/8" O.D. pipe size) horizontal steel tenon arm.



Wall Mount
Wall Mount is easy to install for direct wall mounting with 1/2" conduit wiring or standard J-box mounting

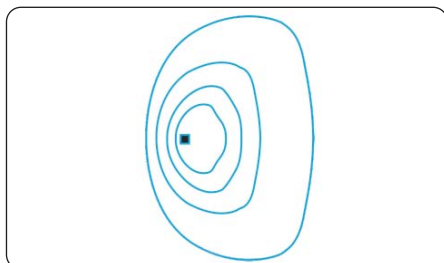
Mounting Dimensions



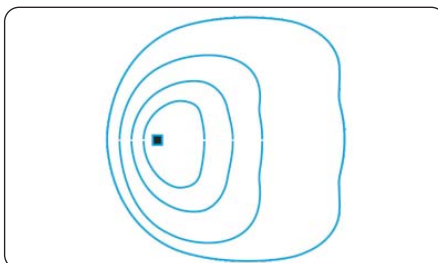
PHOTOMETRICS

Mester offers a complete set of optical systems to meet every site lighting requirement. These systems provide remarkable flexibility in precisely matching light distribution patterns to specific site requirements.

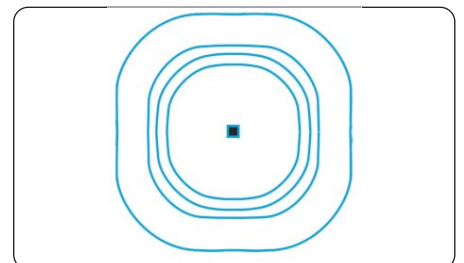
Type 3:
Type 3 optics produce an asymmetrical pattern that directs the majority of the light forward and equally on both sides of the luminaire. In a back-to-back configuration, it creates a rectangular pattern which can extend pole spacings.



Type 4:
Type 4 is suitable for applications where light is primarily required forward with minimal backlight. Typical installations include perimeter poles.



Type 5:
Type 5 optics produce a symmetrical square distribution pattern that distributes light equally on all sides of the luminaire. Type 5 luminaires is universal for most area lighting applications



ORDERING GUIDE

Example: MAL06 150W 27V XXK YYY Y

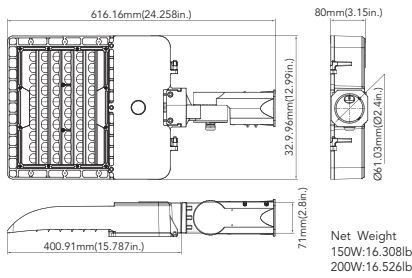
Fixture Type	Wattage	Voltage	CCT	Finish	Photocell (Option)	Sensor (Option)	Mounting	Photometry
MAL06 Area Light Series	100 100W	27V 120-277V	40K 4000K	D Dark Bronze	P0 120-277V Photocell	M With 120-277V Sensor	SQ Square Pole Mount	T3 TYPE III Photometry
	150 150W	48V 347-480V	50K 5000K	B Black	P3 347V Photocell	Blank Without Sensor	SP Slipfitter Mount	T4 TYPE IV Photometry
	200 200W			W White	P4 480V Photocell		WM Wall Mount	T5 TYPE V Photometry
	300 300W			SG Silver Gray	Blank Without Photocell			
	350 350W							

Note: 100W is limited to 120-277V only.

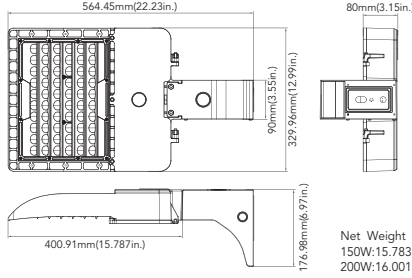
DIMENSION

unit: inch/mm

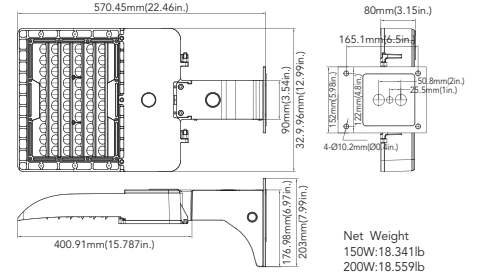
Slipfitter Mount(100W/150W&200W)



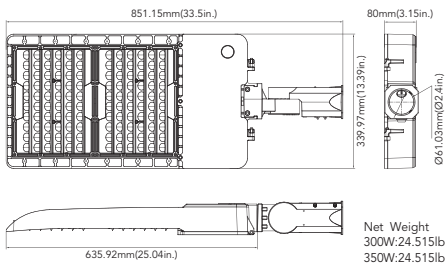
Pole Mount(100W/150W&200W)



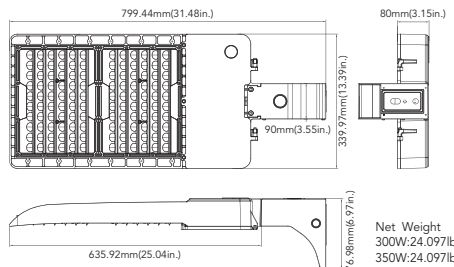
Wall Mount(100W/150W&200W)



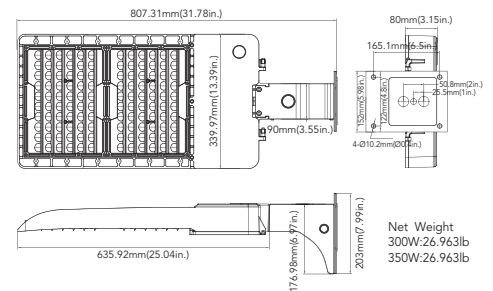
Slipfitter Mount(300W&350W)



Pole Mount(300W&350W)



Wall Mount(300W&350W)



DLC Model NO.

SYSTEM WATTS	VOLTAGE	CCT	DIST. TYPE	DLC NO.	DLC Classification
100W	120-277V	4000K	3	MAL06100W27V40K[D,B,W,SG][Blank,P0,P3,P4][Blank,M][SQ,SP,WM]T3	Premium
		5000K	3	MAL06100W27V50K[D,B,W,SG][Blank,P0,P3,P4][Blank,M][SQ,SP,WM]T3	Premium
150W	120-277V	4000K	3	MAL06150W27V40K[D,B,W,SG][Blank,P0,P3,P4][Blank,M][SQ,SP,WM]T3	Premium
		5000K	3	MAL06150W27V50K[D,B,W,SG][Blank,P0,P3,P4][Blank,M][SQ,SP,WM]T3	Premium
	347-480V	4000K	3	MAL06150W48V40K[D,B,W,SG][Blank,P0,P3,P4][Blank,M][SQ,SP,WM]T3	Premium
		5000K	3	MAL06150W48V50K[D,B,W,SG][Blank,P0,P3,P4][Blank,M][SQ,SP,WM]T3	Premium
300W	120-277V	4000K	3	MAL06300W27V40K[D,B,W,SG][Blank,P0,P3,P4][Blank,M][SQ,SP,WM]T3	Premium
		5000K	3	MAL06300W27V50K[D,B,W,SG][Blank,P0,P3,P4][Blank,M][SQ,SP,WM]T3	Premium
	347-480V	4000K	3	MAL06300W48V40K[D,B,W,SG][Blank,P0,P3,P4][Blank,M][SQ,SP,WM]T3	Premium
		5000K	3	MAL06300W48V50K[D,B,W,SG][Blank,P0,P3,P4][Blank,M][SQ,SP,WM]T3	Premium
350W	120-277V	4000K	3	MAL06350W27V40K[D,B,W,SG][Blank,P0,P3,P4][Blank,M][SQ,SP,WM]T3	Premium
		5000K	3	MAL06350W27V50K[D,B,W,SG][Blank,P0,P3,P4][Blank,M][SQ,SP,WM]T3	Premium
	347-480V	4000K	3	MAL06350W48V40K[D,B,W,SG][Blank,P0,P3,P4][Blank,M][SQ,SP,WM]T3	Premium
		5000K	3	MAL06350W48V50K[D,B,W,SG][Blank,P0,P3,P4][Blank,M][SQ,SP,WM]T3	Premium